


Start with these Building Tips



The Color & Shape of the Struts Point the Way!

Each Zome System strut connects to holes of matching shapes. Blue struts fit only into rectangular holes, yellow struts into triangular holes and red struts into pentagonal holes. This makes it easier to build even complex models.

It's OK to Bend the Struts.

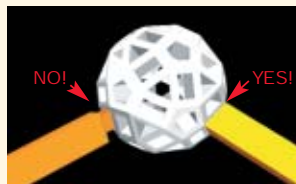
Sometimes, to fit a strut into a tight spot, you'll need to bend the strut slightly between your fingers before you insert it. Make sure that



nearby connections are tight, then place the stub of one end into a hole, and bend until the other end pops in.

Always Tighten the Connections as You Build.

Make sure each stub goes all the way into the hole, with the shoulder of the strut tight to the face of each node. Keep tightening up all the parts of your model as you go. Keep your hands close together, always applying pressure along the length of the struts.



Now, Get Into the Zome in a BIG WAY!



Explorer Kit

484 Pieces means a whole lot of fun, packed into a neat attaché. The Explorer Kit lets you build much bigger, more amazing structures than you might believe possible!



Creator Kit

968 Pieces makes The Creator Kit a powerful tool for serious structure builders. It's used by architects, mathematicians, chemists — and just for fun — around the world.

Build it BIG!
Build it Fast!

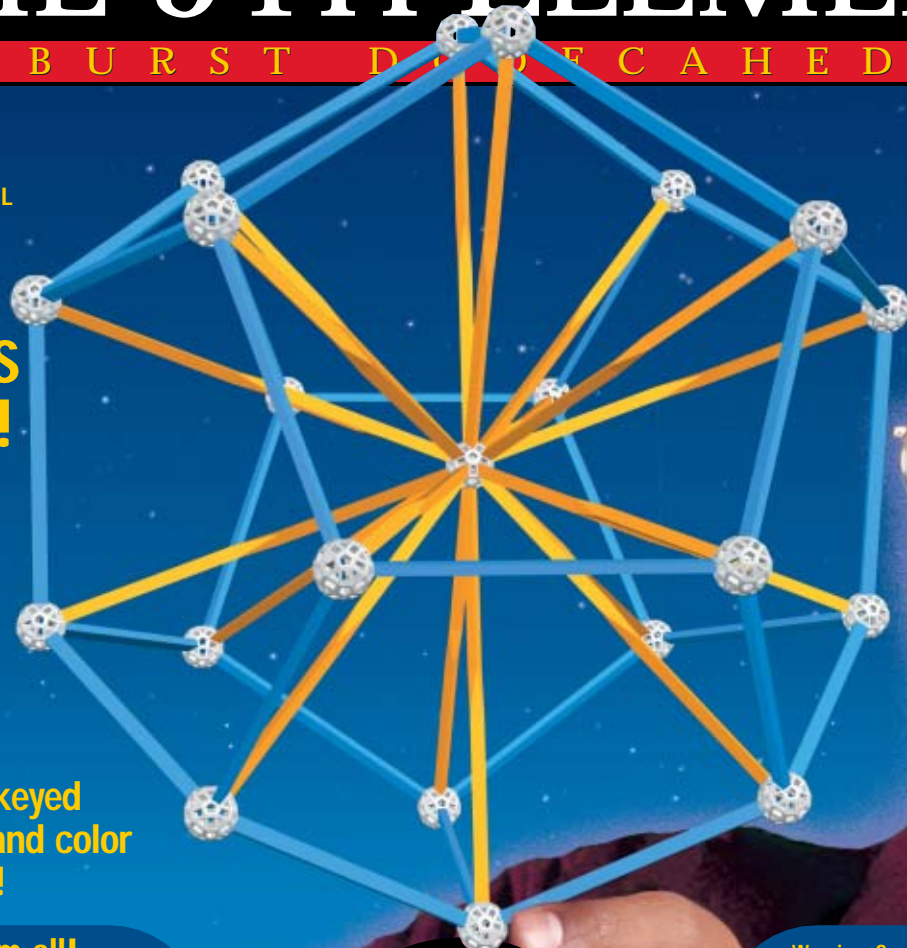
ZOME
STRUCTURES

THE 5TH ELEMENT

SUNBURST DODECAHEDRON

BUILDS A MODEL

11
INCHES
HIGH!



Parts are keyed
by shape and color
— it's easy!

Collect them all!

All Zome System Pieces are Made in America.
Packaging 100% postconsumer recycled plastic.

ZOME

71

PIECES

Warning: Swallowing Danger
CONTAINS SMALL PARTS that are NOT
suitable for children under 3 years of age.













THE 5TH ELEMENT

The most beautiful of the 5 perfect Platonic solids, the dodecahedron was regarded by the ancient Greeks as the "5th Element". While the physical world was said to be built up from earth, air, fire and water, the 5th Element represented the heavens. A snap to build, you can hold this model up to sunlight to cast beautiful shadows. (See rotated views, far right.)

PARTS INVENTORY

The 5th Element Structures Kit contains 71 Zome Pieces, with 21 Zome Balls and 50 Struts in the indicated lengths (short, medium or long) and colors (blue, yellow or red) shown below.

- 21 
- 0  S
- 30  M
- 0  L
- 0  S
- 0  M
- 20  L
- 0  S
- 0  M
- 0  L


INSTRUCTIONS

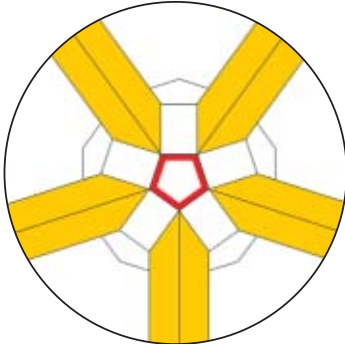
BEFORE YOU BEGIN, READ THE BUILDING TIPS ON THE BACK PAGE.

Above each step, you'll find the number, length, shape and color of Struts you need for that step. Place Zome Balls at all positions indicated. On some steps you **rotate** a structure first, then add new parts.


+5 




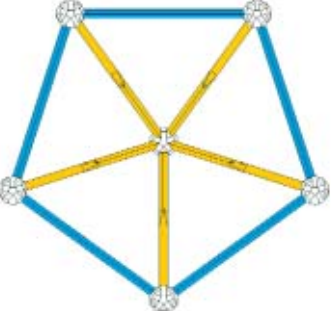
1 5 




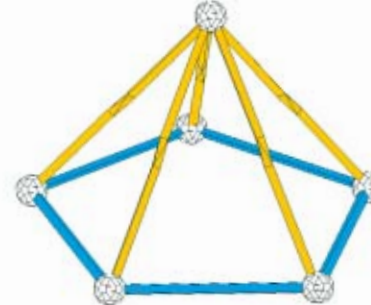
2




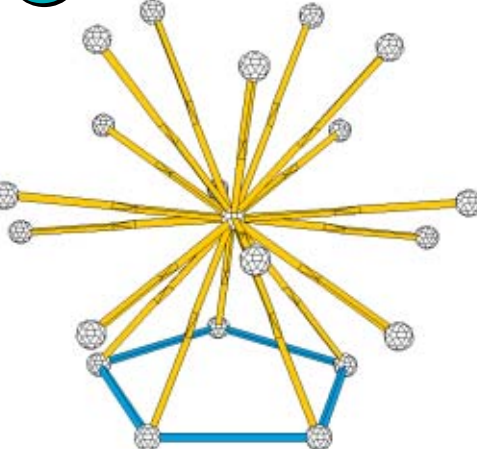
3 +5  M




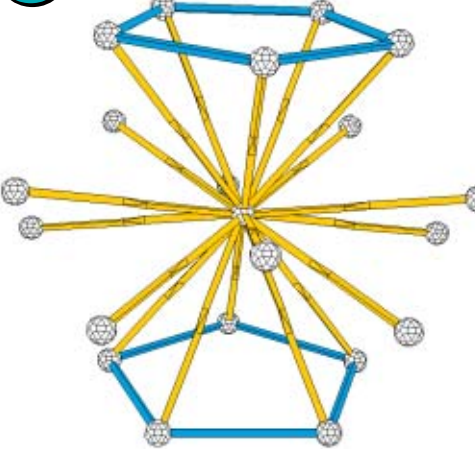
4 




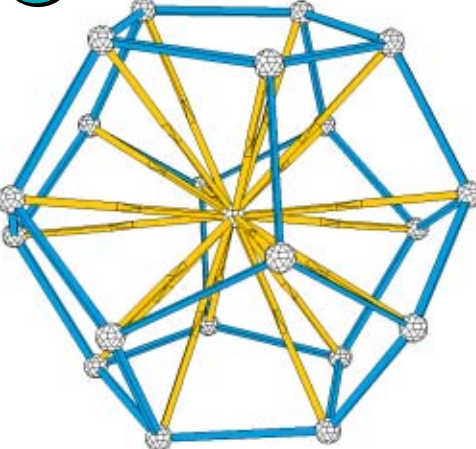
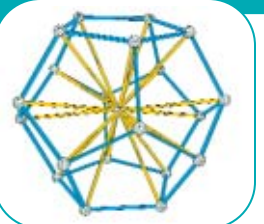
5 +15  L



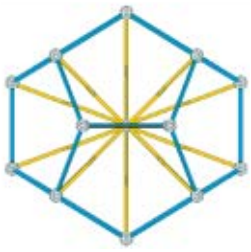
6 +5  M



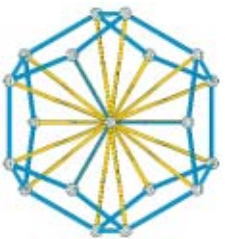
7 +20  M

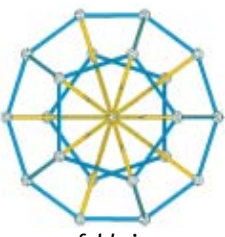
▲ This is the finished view of your 5th Element. Now see if you can rotate your model to see these remarkable views: ▼



2-fold view



3-fold view



5-fold view

To find out where to get more information and parts, call 1-888-ZOMEFUN and visit us at www.zomesystem.com!